

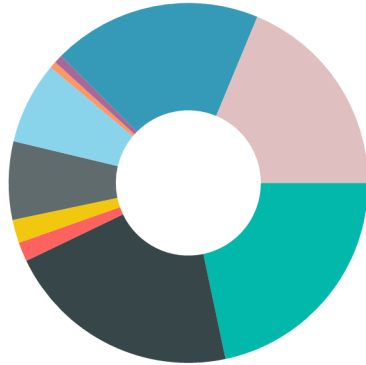
Age Cohorts

Age Cohort Distribution by Division and Gender

Division	Gender	18-20	21-30	31-40	41-50	51-60	61-70	71-80	81+
Central	Male	8415	36598	35074	26257	20258	13197	5326	1475
Central	Female	8747	36572	34079	25951	20869	14836	6672	2279
Eastern	Male	686	2900	3312	2614	2410	1668	721	209
Eastern	Female	534	2216	2844	2130	1938	1342	701	253
Northern	Male	2612	11133	11436	9760	8437	5254	1891	589
Northern	Female	2843	10413	10009	8466	7781	5416	2763	931
Western	Male	6396	27342	30624	25129	20135	13295	5207	1438
Western	Female	6780	27905	28814	23271	19624	14433	6769	2365
Overseas	Male	23	596	1159	1412	1073	712	277	61
Overseas	Female	24	350	823	1066	964	664	241	35
Total		37060	156025	158174	126056	103489	70817	30568	9635

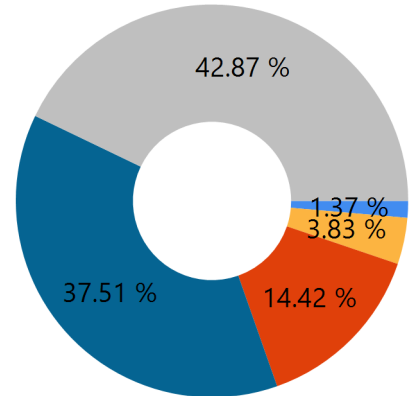
Voter Count by Gender By Division

- Central - Female - 21.68 %
- Central - Male - 21.19 %
- Eastern - Female - 1.73 %
- Eastern - Male - 2.10 %
- Northern - Female - 7.03 %
- Northern - Male - 7.39 %
- Overseas - Female - 0.60 %
- Overseas - Male - 0.77 %
- Western - Female - 18.79 %
- Western - Male - 18.73 %



Voter Count by Division

- Overseas - 9480
- Eastern - 26478
- Northern - 99734
- Western - 259527
- Central - 296605



Gender Summary

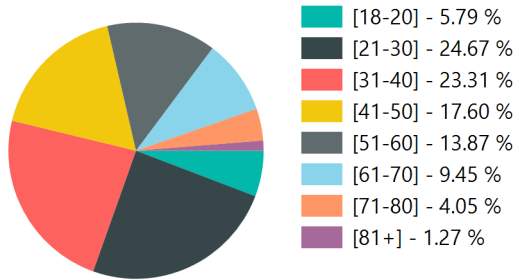
Gender	Totals
Male	347111
Female	344713
Total	691824

Gender Distribution By Division

Division	Gender	Totals
Central	Male	146600
	Female	150005
Eastern	Male	14520
	Female	11958
Northern	Male	51112
	Female	48622
Western	Male	129566
	Female	129961
Overseas	Male	5313
	Female	4167
Total		691824

Central Division

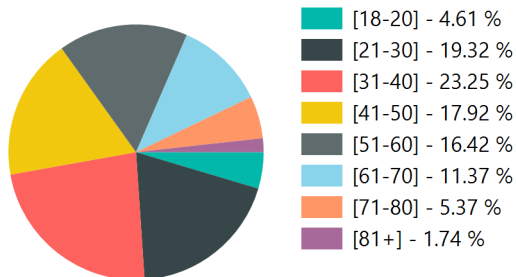
Age Cohort



Cohort	Count
[18-20]	17162
[21-30]	73170
[31-40]	69153
[41-50]	52208
[51-60]	41127
[61-70]	28033
[71-80]	11998
[81+]	3754

Eastern Division

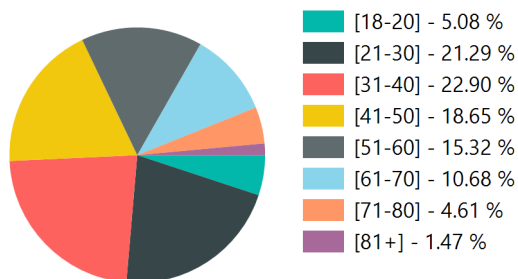
Age Cohort



Cohort	Count
[18-20]	1220
[21-30]	5116
[31-40]	6156
[41-50]	4744
[51-60]	4348
[61-70]	3010
[71-80]	1422
[81+]	462

Western Division

Age Cohort



Cohort	Count
[18-20]	13176
[21-30]	55247
[31-40]	59438
[41-50]	48400
[51-60]	39759
[61-70]	27728
[71-80]	11976
[81+]	3803

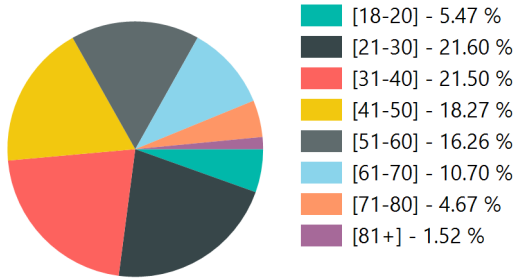
Northern Division



Voter Statistics

AS AT: 02 October 2022

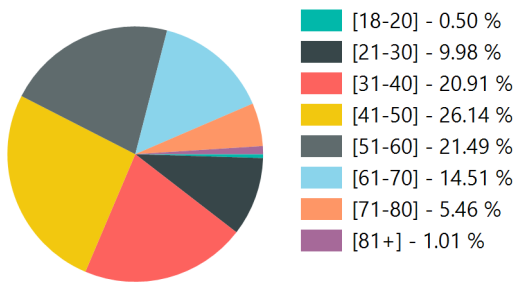
Age Cohort



Cohort	Count
[18-20]	5455
[21-30]	21546
[31-40]	21445
[41-50]	18226
[51-60]	16218
[61-70]	10670
[71-80]	4654
[81+]	1520

Overseas Division

Age Cohort



Cohort	Count
[18-20]	47
[21-30]	946
[31-40]	1982
[41-50]	2478
[51-60]	2037
[61-70]	1376
[71-80]	518
[81+]	96