

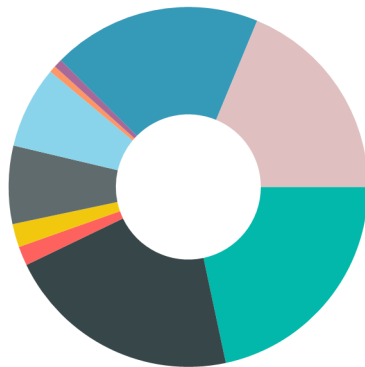
Age Cohorts

Age Cohort Distribution by Division and Gender

Division	Gender	18-20	21-30	31-40	41-50	51-60	61-70	71-80	81+
Central	Male	8493	36675	35124	26259	20280	13267	5347	1497
Central	Female	8804	36470	34048	25967	20869	14891	6699	2296
Eastern	Male	676	2909	3340	2611	2399	1673	721	212
Eastern	Female	529	2210	2849	2118	1947	1339	703	254
Northern	Male	2630	11099	11440	9765	8438	5260	1900	592
Northern	Female	2832	10397	10030	8449	7774	5433	2759	941
Western	Male	6466	27399	30722	25129	20180	13324	5228	1444
Western	Female	6787	28030	28920	23330	19626	14472	6804	2386
Overseas	Male	21	589	1152	1416	1072	714	276	61
Overseas	Female	24	349	815	1070	963	662	237	35
Total		37262	156127	158440	126114	103548	71035	30674	9718

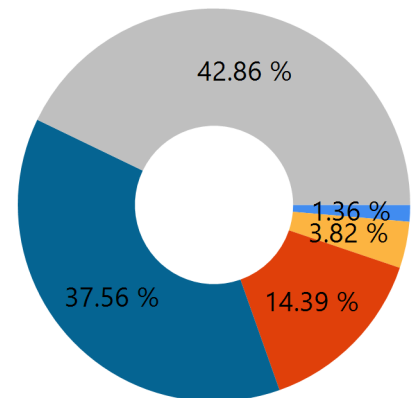
Voter Count by Gender By Division

- Central - Female - 21.65 %
- Central - Male - 21.21 %
- Eastern - Female - 1.72 %
- Eastern - Male - 2.10 %
- Northern - Female - 7.02 %
- Northern - Male - 7.38 %
- Overseas - Female - 0.60 %
- Overseas - Male - 0.77 %
- Western - Female - 18.81 %
- Western - Male - 18.75 %



Voter Count by Division

- Overseas - 9456
- Eastern - 26490
- Northern - 99739
- Western - 260247
- Central - 296986



Gender Summary

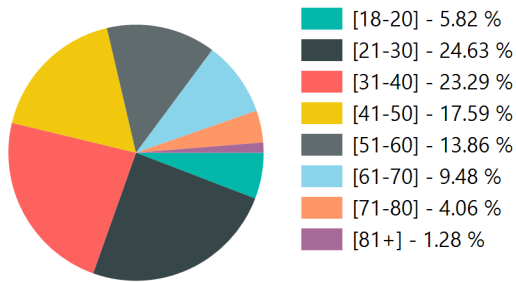
Gender	Totals
Male	347800
Female	345118
Total	692918

Gender Distribution By Division

Division	Gender	Totals
Central	Male	146942
	Female	150044
Eastern	Male	14541
	Female	11949
Northern	Male	51124
	Female	48615
Western	Male	129892
	Female	130355
Overseas	Male	5301
	Female	4155
Total		692918

Central Division

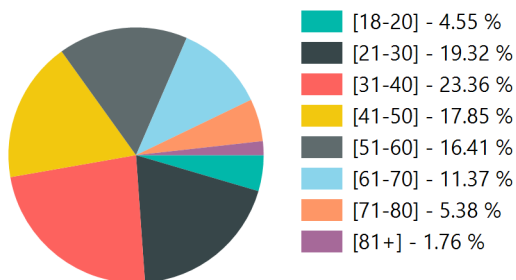
Age Cohort



Cohort	Count
[18-20]	17297
[21-30]	73145
[31-40]	69172
[41-50]	52226
[51-60]	41149
[61-70]	28158
[71-80]	12046
[81+]	3793

Eastern Division

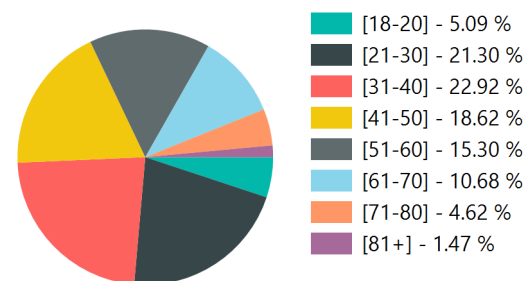
Age Cohort



Cohort	Count
[18-20]	1205
[21-30]	5119
[31-40]	6189
[41-50]	4729
[51-60]	4346
[61-70]	3012
[71-80]	1424
[81+]	466

Western Division

Age Cohort



Cohort	Count
[18-20]	13253
[21-30]	55429
[31-40]	59642
[41-50]	48459
[51-60]	39806
[61-70]	27796
[71-80]	12032
[81+]	3830

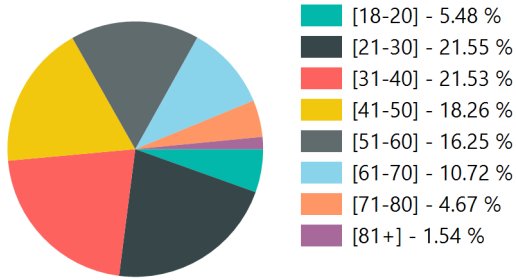
Northern Division



Voter Statistics

AS AT: 28 October 2022

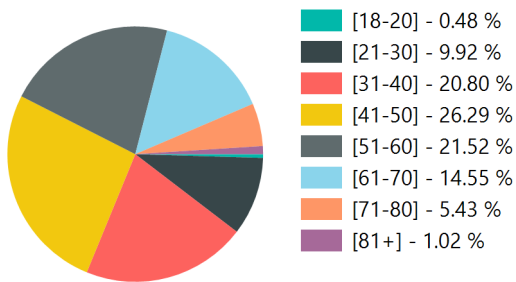
Age Cohort



Cohort	Count
[18-20]	5462
[21-30]	21496
[31-40]	21470
[41-50]	18214
[51-60]	16212
[61-70]	10693
[71-80]	4659
[81+]	1533

Overseas Division

Age Cohort



Cohort	Count
[18-20]	45
[21-30]	938
[31-40]	1967
[41-50]	2486
[51-60]	2035
[61-70]	1376
[71-80]	513
[81+]	96