

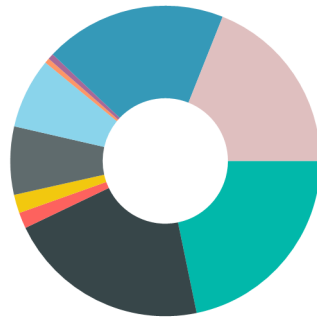
Age Cohorts

Age Cohort Distribution by Division and Gender

Division	Gender	18-20	21-30	31-40	41-50	51-60	61-70	71-80	81+
Central	Male	4274	35333	34471	25430	20351	13183	5739	1725
Central	Female	5230	35803	33454	25147	20891	14696	6815	2526
Eastern	Male	84	2133	3068	2447	2348	1648	828	280
Eastern	Female	119	1770	2677	2052	1945	1350	764	346
Northern	Male	1070	9937	10913	9496	8617	5524	2299	914
Northern	Female	1422	9778	9644	8395	7984	5509	3139	1262
Western	Male	3166	25891	30731	24592	20539	13503	5830	1787
Western	Female	3688	26774	28746	22717	20077	14341	7259	2492
Overseas	Male	0	321	780	1069	949	638	240	50
Overseas	Female	0	275	672	886	814	585	207	32
Total		19053	148015	155156	122231	104515	70977	33120	11414

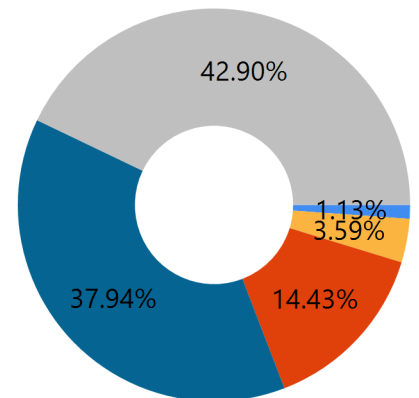
Voter Count by Gender By Division

- Central - Female - 21.76%
- Central - Male - 21.15%
- Eastern - Female - 1.66%
- Eastern - Male - 1.93%
- Northern - Female - 7.09%
- Northern - Male - 7.34%
- Overseas - Female - 0.52%
- Overseas - Male - 0.61%
- Western - Female - 18.98%
- Western - Male - 18.97%



Voter Count by Division

- Overseas - 7518
- Eastern - 23859
- Northern - 95903
- Western - 252133
- Central - 285068



Gender Summary

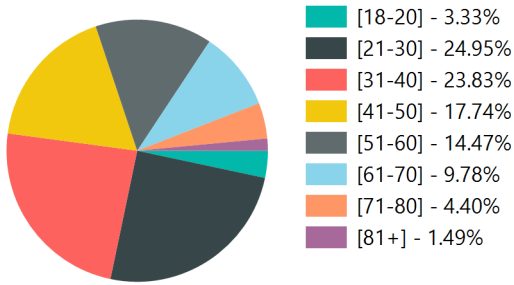
Gender	Totals
Male	332198
Female	332283
Total	664481

Gender Distribution By Division

Division	Gender	Totals
Central	Male	140506
	Female	144562
Eastern	Male	12836
	Female	11023
Northern	Male	48770
	Female	47133
Western	Male	126039
	Female	126094
Overseas	Male	4047
	Female	3471
Total		664481

Central Division

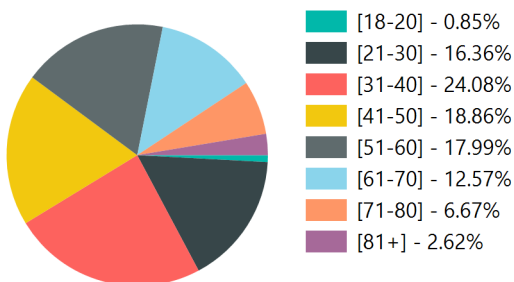
Age Cohort



Cohort	Count
[18-20]	9504
[21-30]	71136
[31-40]	67925
[41-50]	50577
[51-60]	41242
[61-70]	27879
[71-80]	12554
[81+]	4251

Eastern Division

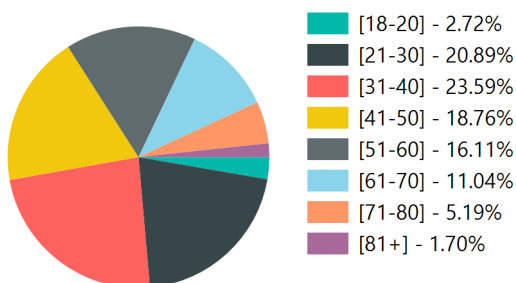
Age Cohort



Cohort	Count
[18-20]	203
[21-30]	3903
[31-40]	5745
[41-50]	4499
[51-60]	4293
[61-70]	2998
[71-80]	1592
[81+]	626

Western Division

Age Cohort

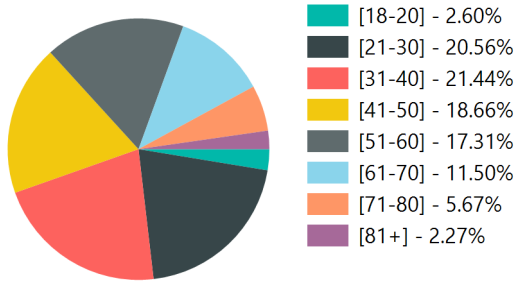


Cohort	Count
[18-20]	6854
[21-30]	52665
[31-40]	59477
[41-50]	47309
[51-60]	40616
[61-70]	27844
[71-80]	13089
[81+]	4279

Northern Division

AS AT: 31 December 2021

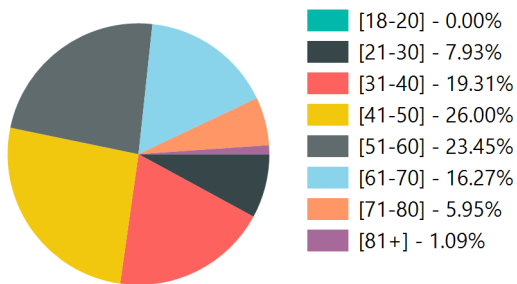
Age Cohort



Cohort	Count
[18-20]	2492
[21-30]	19715
[31-40]	20557
[41-50]	17891
[51-60]	16601
[61-70]	11033
[71-80]	5438
[81+]	2176

Overseas Division

Age Cohort



Cohort	Count
[18-20]	0
[21-30]	596
[31-40]	1452
[41-50]	1955
[51-60]	1763
[61-70]	1223
[71-80]	447
[81+]	82