

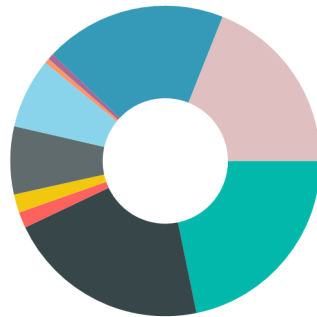
Age Cohorts

Age Cohort Distribution by Division and Gender

Division	Gender	18-20	21-30	31-40	41-50	51-60	61-70	71-80	81+
Central	Male	4221	35382	34414	25407	20363	13126	5707	1709
Central	Female	5113	35837	33390	25098	20938	14621	6781	2499
Eastern	Male	55	2119	3048	2438	2339	1644	827	274
Eastern	Female	73	1765	2670	2034	1943	1351	762	345
Northern	Male	995	9902	10839	9465	8595	5475	2292	908
Northern	Female	1311	9704	9619	8370	7966	5487	3127	1254
Western	Male	3019	25897	30698	24550	20512	13461	5807	1774
Western	Female	3519	26781	28716	22688	20071	14277	7234	2472
Overseas	Male	0	325	781	1080	949	636	240	49
Overseas	Female	0	278	675	891	810	586	206	31
Total		18306	147990	154850	122021	104486	70664	32983	11315

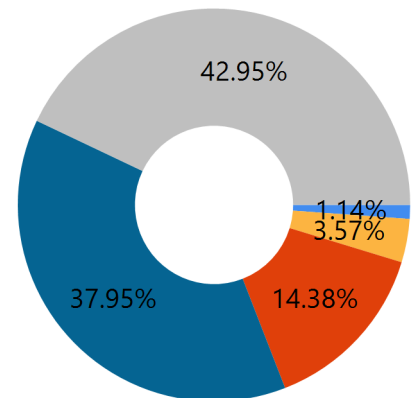
Voter Count by Gender By Division

- Central - Female - 21.77%
- Central - Male - 21.18%
- Eastern - Female - 1.65%
- Eastern - Male - 1.92%
- Northern - Female - 7.07%
- Northern - Male - 7.32%
- Overseas - Female - 0.52%
- Overseas - Male - 0.61%
- Western - Female - 18.98%
- Western - Male - 18.97%



Voter Count by Division

- Overseas - 7537
- Eastern - 23687
- Northern - 95309
- Western - 251476
- Central - 284606



Gender Summary

Gender	Totals
Male	331322
Female	331293
Total	662615

Gender Distribution By Division

Division	Gender	Totals
Central	Male	140329
	Female	144277
Eastern	Male	12744
	Female	10943
Northern	Male	48471
	Female	46838
Western	Male	125718
	Female	125758
Overseas	Male	4060
	Female	3477
Total		662615



Central Division

Age Cohort



[18-20]	- 3.28%
[21-30]	- 25.02%
[31-40]	- 23.82%
[41-50]	- 17.75%
[51-60]	- 14.51%
[61-70]	- 9.75%
[71-80]	- 4.39%
[81+]	- 1.48%

Cohort	Count
[18-20]	9334
[21-30]	71219
[31-40]	67804
[41-50]	50505
[51-60]	41301
[61-70]	27747
[71-80]	12488
[81+]	4208

Eastern Division

Age Cohort



[18-20]	- 0.54%
[21-30]	- 16.40%
[31-40]	- 24.14%
[41-50]	- 18.88%
[51-60]	- 18.08%
[61-70]	- 12.64%
[71-80]	- 6.71%
[81+]	- 2.61%

Cohort	Count
[18-20]	128
[21-30]	3884
[31-40]	5718
[41-50]	4472
[51-60]	4282
[61-70]	2995
[71-80]	1589
[81+]	619

Western Division

Age Cohort



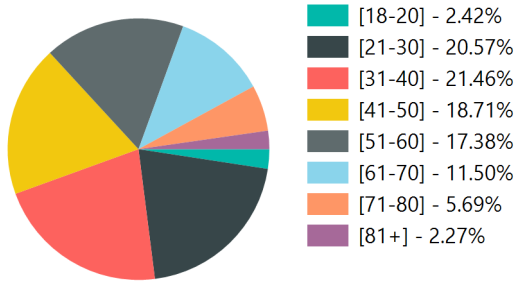
[18-20]	- 2.60%
[21-30]	- 20.95%
[31-40]	- 23.63%
[41-50]	- 18.78%
[51-60]	- 16.14%
[61-70]	- 11.03%
[71-80]	- 5.19%
[81+]	- 1.69%

Cohort	Count
[18-20]	6538
[21-30]	52678
[31-40]	59414
[41-50]	47238
[51-60]	40583
[61-70]	27738
[71-80]	13041
[81+]	4246

Northern Division

AS AT: 30 November 2021

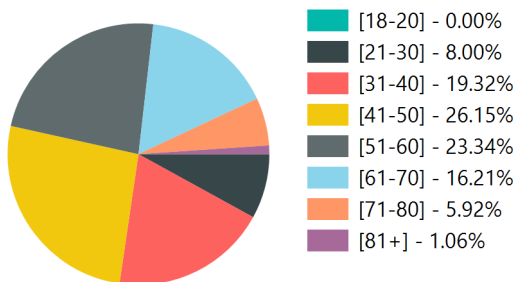
Age Cohort



Cohort	Count
[18-20]	2306
[21-30]	19606
[31-40]	20458
[41-50]	17835
[51-60]	16561
[61-70]	10962
[71-80]	5419
[81+]	2162

Overseas Division

Age Cohort



Cohort	Count
[18-20]	0
[21-30]	603
[31-40]	1456
[41-50]	1971
[51-60]	1759
[61-70]	1222
[71-80]	446
[81+]	80